


**Outdoor
Rectangle
Table**

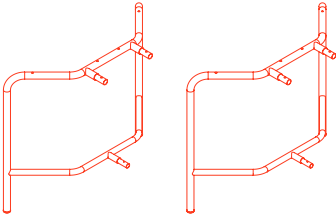
FOY

Components

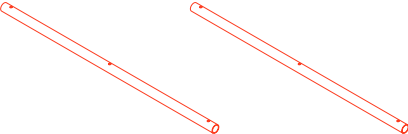
1x Table Top



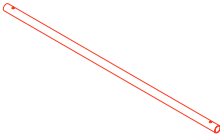
2x Leg Frames



2x Top Connector Tubes (a)



1x Bottom Connector Tube (a)




Components Cont'd

2x Short Bolts (d)




14x Long Bolts (c)



16x Washers



1x Hex Tool

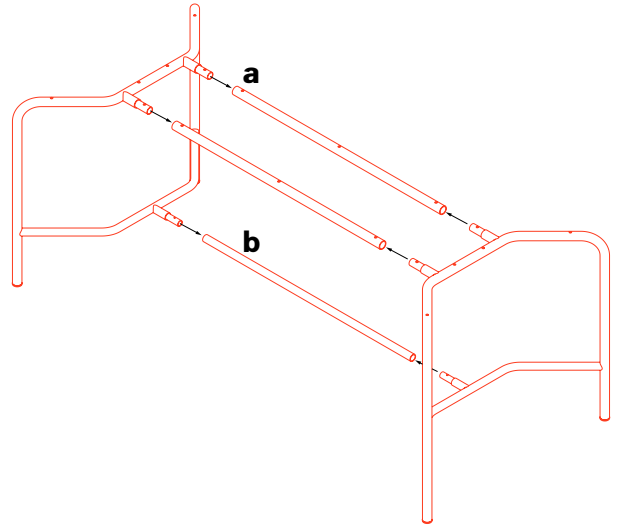


1

Set up table leg frames

**Connect the leg frames using
the two Top Connector Tubes (a)
and the one bottom connector
tube (b).**

Note: The Top Connector Tubes
have 3 holes and the Bottom
Connector Tube has 2 holes.

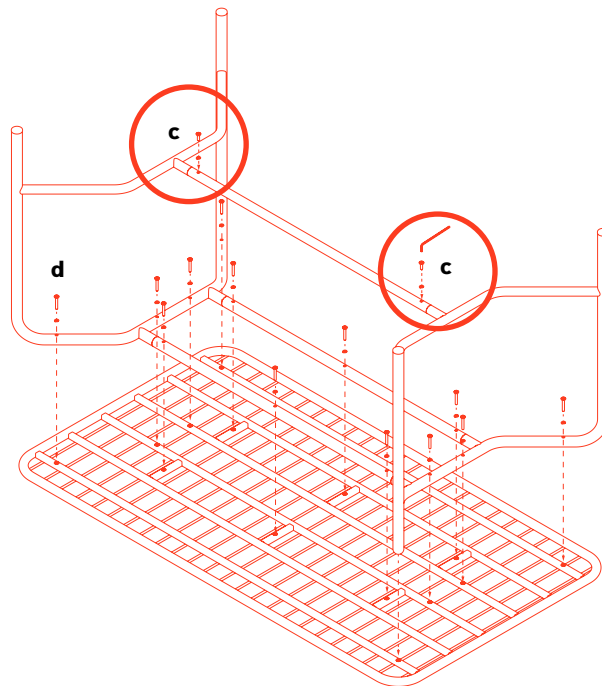


2

Attach Leg Frame to Table Top

Attach the Bottom Connector Tube to the two Leg Frames using the two short bolts (c) and two washers.

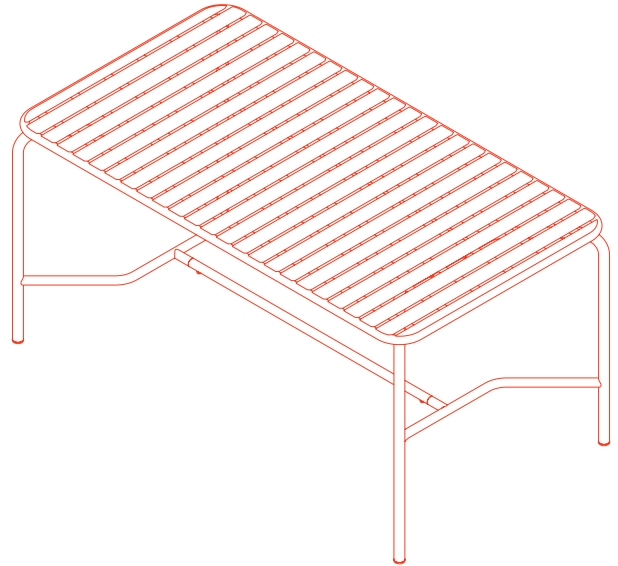
Align the Leg Frame assembly with the holes on the bottom of the Table Top. Use the 12 long bolts (d) and remaining washers to attach the Leg Frame assembly to the Table Top.



3

**You're
done!**

**Carefully flip the table over
and double check that all bolts
are tightened. Now your table
is ready to use!**



WARNING

READ ALL INSTRUCTIONS **BEFORE** ASSEMBLY & USE. ADULT ASSEMBLY REQUIRED.
KEEP SMALL PARTS AND PACKAGING AWAY FROM CHILDREN.

NOTES ON USE:

Keep children and others safe by following these simple rules:

Do not allow any child to play on furniture

Do not allow climbing on any piece of furniture

Do not allow hanging from any piece of furniture

ASSEMBLY:

Use extra caution when assembling and have someone assist you. Do not change the specifications or modify this product. Incorrect assembly can cause product to fail and cause personal injury. Double check that all fasteners are tightened before use. Have someone assist you when flipping over the product after assembly.

USAGE

Remove all packaging before first use. Check periodically that all fasteners are securely tightened. Be aware that fasteners may become loose with prolonged use. Do not load the Outdoor Tables with more than 150 lbs. Do not stand on the Outdoor Tables. Standing or leaning on the Outdoor Tables may cause risk and personal injury. Use caution when moving or flipping the Outdoor Tables over. Failure to observe recommended practices such as loading beyond weight capacity can result in unsafe usage conditions and product damage or personal injury.

CARE:

Clean surfaces with a dry or damp soft cloth. Do not use abrasive or oil based cleaners. Safe for indoor or outdoor use. Store indoors during extreme weather conditions.

CONTACT

Have a question,
comment, or suggestion?
Just want to say hi?

hello@floydhome.com

VISIT

The Floyd Shop
1948 Division St. Suite 101
Detroit, MI 48207

FLOYDHOME.COM

FLOYDHOME.COM

FLOYD